

PRODUCT INFORMATION

# palace

movable walls

PARTHOS



# Product information

Palace 80

Palace 90

Palace 90I

Palace 110 S

Palace 110SI

Palace 110SI EI30 inlayed edges

Type	80	90/90 I	110 S/110SI	110 SI EI30
Panel thickness	80 mm	90=95/90 I=90 mm	110 mm	110 mm
Panel height	1500 - 3050 mm	1500 - 4050 mm	1500 - 15000 mm	1500 - 15000 mm
Panel width	600 - 1240 mm	600 - 1240 mm	600 - 1240 mm	600 - 1240 mm
Frame construction	aluminium / wood	aluminium / wood	aluminium / steel	aluminium / steel
Board material	10 mm, part of the construction	90=18 mm, 90 I= 16 - 20 mm part of the construction	14 - 18 mm, carried by the construction	16 - 18 mm, fire retardant Class 1, carried by the construction
Fire safety	optional fire-retardant Class 1	optional fire-retardant Class 1	optional fire-retardant Class 1	30 minutes fire-resistant
Vertical profiles	aluminium, anodized, with sealing profiles	aluminium, anodized, with sealing profiles 90 > visible 90 I > invisible	aluminium, anodized, with magnetic strips and sealing profiles 110 S > visible 110 SI > invisible	inlayed, aluminium, anodized, with magnetic strips and sealing profiles
Pressure sleeves	aluminium, black with double sealing profiles	aluminium, black with double sealing profiles	aluminium, black with double sealing profiles	aluminium, black with double sealing profiles
Operation of pressure sleeves	manual	manual	manual, or electrical	manual, or electrical
Doors	single or double door in panel or fixed single door	single or double door in panel or fixed single door	single or double door in panel or fixed single door	single door in panel
Sound insulation	36 - 44 dB	37 - 48 dB	37 - 57 dB	45 - 56 dB
R <sub>w</sub>	approx. 20 - 37 kg/m <sup>2</sup>	approx. 32 - 50 kg/m <sup>2</sup>	approx. 31 - 56 kg/m <sup>2</sup>	approx. 33 - 65 kg/m <sup>2</sup>
Weight (depending on sound insulation value)				

The dB-values have been measured according to EN ISO 140-3 1995.

Test reports are available on demand.

\* Walls as tested with Palace 110S

Adjusting panel

Standard panel


Wicket door panel

Double wicket door panel

110 SI EI60	Transpalace	Transpalace 80 single glas / 'outdoor'	XXL sliding walls
110 mm 1500 - 15000 mm 600 - 1240 mm	100 mm 1500 - 3500 mm 600 - 1240 mm	80 mm 1500 - 3500 mm 600 - 1240 mm	100 mm 1500 - 15000 mm 600 - 15000 mm
aluminium / steel	aluminium	aluminium	rectangular tubes steel frame
19 - 22 mm, fire retardant Class 1, carried by the construction	8 mm, safety glass carried by the construction	10 - 20 mm, insulated safety glass carried by the construction	16 - 25 mm, fire retardant Class 1, project related based upon similar Palace 110SI
60 minuten fire-resistant	Your Parthos distri- butor will be pleased to supply you with detailed (technical) information.	Your Parthos distri- butor will be pleased to supply you with detailed (technical) information.	Your Parthos distri- butor will be pleased to supply you with detailed (technical) information.
inlayed, aluminium, anodized, with magnetic strips and sealing profiles	aluminium, anodized, with sealing profiles	aluminium, anodized, with sealing profiles	anodized profiles, visible or invisible, with magnetic strips and sealing profiles
aluminium, black with double sealing profiles	aluminium, black with double sealing profiles	aluminium, black with double sealing profiles	aluminium, black with double sealing profiles or flexible sweep seals
manual, or electrical	manual or electrical	manual or electrical	manual, electrical or fully automatic
single door in panel	single door in panel or fixed single door	single door in panel or fixed single door	single door in panel
45 - 56 dB	46 dB	± 40 dB	37 dB - 58 dB*
approx. 33 - 75 kg/m <sup>2</sup>	approx. 65 kg/m <sup>2</sup>	approx. 50 kg/m <sup>2</sup>	ca. 37 - 75 kg/m <sup>2</sup>

Other product versions and sizes on request.

Your Parthos distributor will be pleased to supply you with detailed (technical) information.



XXL sliding walls



Transpalace 80 single glass



Transpalace 80



AP with edge



Palace 110SI EI60 inlayed edges



Passdoor wall fixed, full height




Panel with glass opening



Corner panel



Curved panel



# Sound insulation

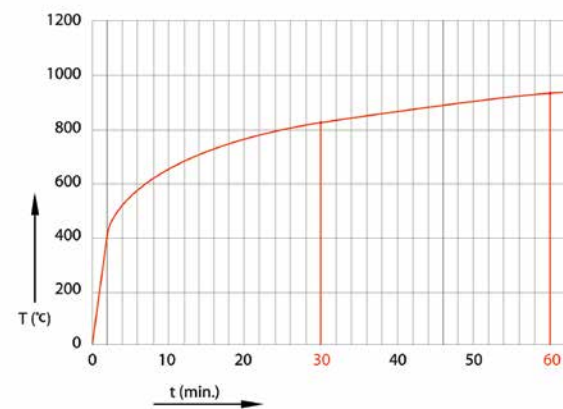
The sound insulation of a movable wall is defined by International Standard Laboratory measurements in accordance with ISO 140-3.

In building practice, the sound insulation between two rooms will always be affected by the surrounding construction.

Sound waves will pass through and under flooring (carpet), through walls and windows, above suspended ceilings and through ventilation ducts.

Through our long extensive knowledge we can advise you at the design stage in order to improve the acoustics of your room.

We will help you with pleasure!



info@parthos.com  
www.parthos.com

**PARTHOS**  
designed  
for space

# Fire resistance

Parthos continually improves its products and invests heavily in product development.

Also Parthos pays close attention to the European directives concerning fire safety of building products. Specifically spread of flame and thermal insulation are important criteria.

Various tests (in accordance with EN 1364) with renowned Institutes have proved that Parthos is able to produce a movable wall, with integrated pass door, with a 60 minutes fire resistance.

So when fire resistance is a must, you have the choice of the Parthos Palace in either EI 30 or even EI 60.



No right scan be derived from text on this brochure.